

CGC

40/50/55/60/70

IC-CUSHION LPG
8,000 / 10,000 / 12,000 / 13,500 / 15,500 lbs.
(4000 / 5000 / 5500 / 6000 / 7000 kg)



CLARK[®]
THE FORKLIFT



- With four turns lock-to-lock the **hydrostatic power steering** provides the operator with excellent maneuverability and ease of control.

- The spacious operator compartment includes an **easy to read** dash-mounted instrument panel that uses indicator lights to monitor system functions.



Highly Maneuverable, Easily Serviceable, Broadly Flexible, Extremely Dependable

The CGC40/70-series proudly adds to CLARK's unique history of building the best forklifts with evolutionary steps in **ergonomics, power, safety, durability, and performance**. These models, designed for distribution, manufacturing and warehousing of all types, are suited for the toughest applications.

7 metric tons

With a **capacity** of up to **15,500 lbs.** the CLARK CGC 40/50/55/60/70 gets the job done.

- Nested upright rails provide positive rail interlock and a narrow “column” to **maximize the vision window**. The overhead guard safety bars run parallel to the operator’s line of sight resulting in a **clear, unobstructed view**.

Maximum Visibility + Minimum Fatigue =
Ultimate Safety & Product Integrity



CGC STANDARD FEATURES & BENEFITS



BRAKING SYSTEM

■ Simple & Error Proof

- Brakes are applied with a hydraulic servo-type power brake valve.
- Transmission disengages when parking brake is set preventing driving against brakes.

HYDRAULIC SYSTEM

■ Maximum Horsepower

- Uses a load-sensing flow control valve for steering to reduce horsepower loss and heat buildup.

■ Optimum Performance Of Attachments


- The main hydraulic valve incorporates adjustable flow controls for tilt and auxiliary functions.

■ Sectional Design

- Allows for easy addition of extra functions and simplifies service.

■ Upright Mounted Load Lowering Valve

- Controlled lowering independent of engine speed.



THE POWER BEHIND THE PUNCH

■ Field-Proven 4.3 L V-6 GM LPG Engine

- Built for Smooth & Quiet Operation.
- Hardened exhaust and intake valves provide long life.

■ Auto Shut-Down

- Protects your investment in the event of excessive engine coolant temperature, high transmission oil temperature or low engine oil pressure.

■ Keeping Uptime To A Maximum

- System can be simply diagnosed using automotive-style malfunction light and fault codes.

■ No Tools Required


- In less than 30 seconds you have access to the engine.

■ EPA Compliant

- Engines meet reduced emission and smoke levels.


Available Equipment

- Mirrors
- Sideshifters
- Strobe lights
- Backup alarm
- Auxiliary valves
- Rear work light
- Turn signal lights
- Hose adaptations
- Convenience console
- Combination stop/tail/backup lights
- Operator cab with heater
- Hydraulic control options
- Unitrol foot directional control
- Suspension seat, vinyl and cloth
- Lift Eyes
- Bottler's tilt
- Tire Options
- Louvered Hood
- Travel Speed Limit
- Short turning radius counterweight
- Pre-cleaner ° overhead guard mounted
- Air cleaner safety element
- Two-speed Transmission
- U.L. Type LPS construction
- Seat actuated engine shutdown
- Reduced height overhead guard



ONE-PIECE FRAME

- Heavy duty, welded, and formed steel plate design protects from impact damage and extends the life of the truck.
- Tilt cylinders anchored with heavy frame structure.




STEERING AXLE

■ Rugged Design

- Linkage pivot pins have a “double shear” design to withstand impact without loosening or breaking.

■ Simple Axle Design

- Double-ended cylinder provides steering force.



RUGGED UPRIGHT AND CARRIAGE

■ Maximum Visibility

- Nested I-Channel allows space for cylinders, hoses and chains.

■ Hydraulic Cushioning Valves

- Silent Staging Reduces Shock & Vibration.

■ Shimmable, Sealed & Canted Load Rollers

- Carriage has 6 load rollers.
- Maximize Load Distribution & Reduce Free Play.



TRANSAXLE

■ Integral Axle And Transmission

- No exposed seals or driveshafts to wear or collect debris.

■ Modulated Shift Protection

- Smooth Engagement, Cushioned Shifting.

■ Common Sump

- Allows both axle and transmission lube to be cooled with the transmission cooling system.

■ Heavy Duty

- Torque convertor, clutches and axle gearing extend life and minimizes service requirements.

■ Inching Valve

- with Left Brake Pedal operation allows for precisely controlled travel speeds during high speed lifting.



OPERATOR COMPARTMENT

■ Fully Adjustable, Full Suspension Seat

- 2.4” Vertical Travel • 20° Backrest Adjustment Range
- 6” fore / aft adjustment • Contoured for support
- Non-Cinching, Retractable Seat Belt

■ Thick Molded Floor Mat

- Reduces vibration and noise level.
- Improves operator comfort.

■ Tilt Steering Column

- Adjusts to Suit Operator & Easier Entry/Exit.

■ Fingertip Operation

- Electronic directional controls minimize fatigue.

■ Largest Operator Compartment in the Industry

GENERAL DATA & STANDARD DIMENSIONS

Upright Table

Maximum Fork Height in mm		Overall Height Lowered in mm		Free Lift in mm		Standard Tilt Spec B°/F°
CGC40 Standard						
110	2794	83.2	2114	6.5	165	8/9
• 122	3073	89.1	2264	6.5	165	8/9
145	3683	101	2565	6.5	165	5/6
169	4293	112.7	2864	6.5	165	5/6

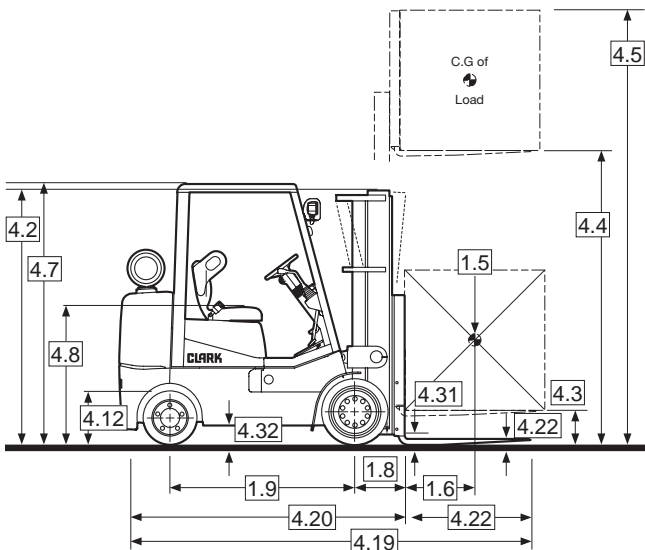
Maximum Fork Height in mm		Overall Height Lowered in mm		Free Lift in mm		Standard Tilt Spec B°/F°
CGC40 Triple Stage						
170	4328	83	2106	57	1453	5/6
• 188	4778	89	2256	63	1603	5/6
198	5039	98	2481	72	1828	5/3
211	5378	101	2556	75	1903	5/3
229	5829	107	2706	80	2053	5/3
253	6428	118.5	3006	92	2353	3/0

Maximum Fork Height in mm		Overall Height Lowered in mm		Free Lift in mm		Standard Tilt Spec B°/F°
CGC50 Standard						
104	2645	84	2131	6.5	174	8/9
• 116	2945	90	2281	6.5	174	8/9
140	3530	102	2581	6.5	174	8/9
163	4140	113.4	2881	6.5	174	5/6

Maximum Fork Height in mm		Overall Height Lowered in mm		Free Lift in mm		Standard Tilt Spec B°/F°
CGC50 Triple Stage						
162	4115	83.5	2117	49	1258	5/6
• 178	4529	89.5	2667	55	1408	5/6
190	4825	95.5	2417	61	1558	5/3
198	5029	101	2567	67	1708	5/3
220	5578	107	2717	78	1858	5/3
243	6178	119	3017	85	2158	3/0

Maximum Fork Height in mm		Overall Height Lowered in mm		Free Lift in mm		Standard Tilt Spec B°/F°
CGC55 Standard						
100	2540	84	2132	6.9	175	8/9
• 112	2845	90	2281	6.9	175	8/9
135	3430	102	2582	6.9	175	8/9
159	4040	114	2882	6.9	175	5/6

Maximum Fork Height in mm		Overall Height Lowered in mm		Free Lift in mm		Standard Tilt Spec B°/F°
CGC55 Triple Stage						
152	3874	83.5	2117	51	1298	5/6
• 169	4288	89.5	2267	57	1448	5/6
180	4588	95.5	2417	63	1598	5/6
192	4876	99.0	2515	64	1625	5/3
210	5338	107	2717	74	1898	5/3
234	5938	119	3017	86	2198	3/0



Upright Table cont.

Maximum Fork Height in mm		Overall Height Lowered in mm		Free Lift in mm		Standard Tilt Spec B°/F°
CGC60/70 Standard						
103	2616	92	2337	8.5	216	8/8
• 117	2972	99	2515	8.5	216	8/8
135	3429	108	2743	8.5	216	8/8
159	4039	120	3048	8.5	216	8/8

Maximum Fork Height in mm		Overall Height Lowered in mm		Free Lift in mm		Standard Tilt Spec B°/F°
CGC60/70 Triple Stage						
150	3810	92	2337	55	1397	5/6
• 174	4420	100	2540	63	1600	5/6
189	4801	105	2667	68	1727	5/6
198	5029	108	2743	72	1829	5/3
222	5639	119	3023	83	2108	5/3
275	6985	142	3607	103	2616	3/0

* Indicates Common Preferred Spec

Notes

Production engines and driveline components may vary in output and/or efficiency by ±5%. The performance shown represents nominal values which may be obtained under typical operating conditions of a machine.

ANSI/ITSDF and Insurance Classification

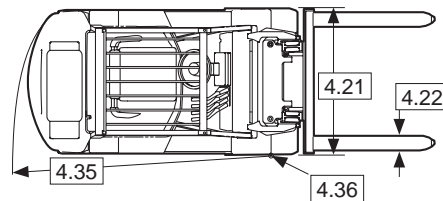
Standard truck meets all applicable mandatory requirements of Part III-ANSI/ITSDF B56.1 Safety Standard for Powered Industrial Trucks and Underwriters Laboratories requirements as to fire hazard only for D and LP classifications. For further information contact a Clark representative.

Users should be aware of, and adhere to, applicable codes and regulations regarding operator training, use, operation and maintenance of powered industrial trucks, including:

- ANSI/ITSDF B56.1
- NFPA 505, fire safety standard for powered industrial trucks - type designations, areas of use, maintenance and operation.
- Occupational Safety and Health Administration (OSHA) regulations that may apply.

Contact your authorized CLARK forklift truck dealer for further information including operator training programs and auxiliary visual and audible warning systems, fire extinguishers, etc., as available for specific user applications and requirements.

Specifications, equipment, technical data, photos and illustrations are based on information at time of printing and are subject to change without notice. Some products may be shown with optional equipment.




For corresponding data see Specification Chart

STANDARD SPECIFICATIONS

Specifications	1.1	Manufacturer		Clark	Clark
	1.2	Manufacturer's Designation		CGC 40	CGC 50
	1.3	Drive unit Diesel, LP. Gas		LPG	LPG
	1.4	Operator type stand on / driver seated		Rider counterbalanced	Rider counterbalanced
	1.5	Load capacity / rated load	lbs(kg)	8,000 (4000)	10,000 (5000)
	1.6	Load center distance	in(mm)	24 (600)	24 (600)
	1.8	Load center distance, center of drive axle to fork face	in(mm)	STD 17.3 (439) TSU 18.1 (460)	STD 17.8 (452) TSU 18.6 (472)
	1.9	Wheelbase	in(mm)	61.8 (1570)	70.5 (1790)
	Weight	2.1	Service weight	lbs(kg)	12,921 (5861)
2.2		Axle loading, loaded front / rear	lbs(kg)	18,429 / 2,492 (8359 / 1130)	22,431 / 2,421 (10175 / 1098)
2.3		Axle loading, unloaded front / rear	lbs(kg)	5,084 / 7,837 (2306 / 3555)	6,504 / 8,348 (2950 / 3787)
Tires	3.1	Tire type, P = pneumatic, SE = solid pneu, C = cushion		Cushion	Cushion
	3.2	Tire size, front	in	22 x 9 x 16	22 x 12 x 16
	3.3	Tire size, rear	in	18 x 6 x 12.12	22 x 7 x 16
	3.5	Wheels, number front / rear (x = drive wheels)		2 x / 2	2 x / 2
	3.6	Tread, front	in(mm)	41.8 (1062)	43.8 (1113)
	3.7	Tread, rear	in(mm)	44.0 (1118)	43.0 (1093)
Dimensions	4.1	Tilt of upright / fork carriage, back / forward, a / b	degrees	STD 8 / 9 TSU 5 / 6	STD 8 / 9 TSU 5 / 6
	4.2	Height, upright lowered	in(mm)	STD 89.1 (2264) TSU 89.0 (2260)	STD 90.0 (2286) TSU 89.5 (2273)
	4.3	Freelift	in(mm)	STD 6.5 (165) TSU 63.0 (1626)	STD 6.5 (165) TSU 55.0 (1408)
	4.4	Lift height	in(mm)	STD 122 (3099) TSU 188 (4775)	STD 116 (2946) TSU 178 (4521)
	4.5	Height, upright extended	in(mm)	STD 170 (4318) TSU 236 (5994)	STD 164 (4165) TSU 226 (5740)
	4.7	Height overhead guard	in(mm)	87.2 (2215)	87.2 (2215)
	4.8	Seat height	in(mm)	45.25 (1150)	45.25 (1150)
	4.12	Coupling height	in(mm)	13.25 (337)	13.25 (337)
	4.19	Overall length	in(mm)	138 (3505)	153.2 (3891)
	4.20	Length to face of forks	in(mm)	STD 96.0 (2438) TSU 96.8 (2459)	STD 105.2 (2672) TSU 106.0 (2692)
	4.21	Width	in(mm)	50.8 (1290)	54.8 (1392)
	4.22	Fork dimensions	in(mm)	2 x 5 x 42 (50 x 127 x 1067)/III	2 x 6 x 48 (50 x 152 x 1220)/III
	4.23	Fork carriage		Hook Type	Hook Type
	4.24	Fork carriage width	in(mm)	41 (1041)	49 (1245)
	4.31	Ground clearance minimum, loaded	in(mm)	3.8 (96)	3.8 (96)
	4.32	Ground clearance center of wheelbase	in(mm)	6.1 (155)	6.1 (155)
	4.34	Right Angle Stack (add load length and clearance)	in(mm)	STD 106.7 (2710) TSU 107.5 (2731)	STD 116.0 (2946) TSU 116.8 (2967)
	4.35	Outside turning radius	in(mm)	89.4 (2270)	98.2 (2494)
4.36	Inside turning radius	in(mm)	13.2	12.5	
Performance	5.1	Travel speed loaded / unloaded	mph (kph)	12.2 / 12.5 (19.6 / 20.1)	12.1 / 12.4 (19.5 / 20.0)
	5.2	Lift speed loaded / unloaded	fpm(ms)	STD 101/112 (.51/.57) TSU 97/108 (.49/.55)	STD 89/111 (.45/.56) TSU 90/105 (.45/.53)
	5.3	Lowering speed loaded / unloaded	fpm(ms)	STD 78.1/72.8 (.40/.37) TSU 83/80 (.42/.41)	STD 78/92 (.39/.47) TSU 80/80 (.41/.41)
	5.6	Max. drawbar pull loaded / unloaded	lbs(N)	5,250 / 2,380 (23350 / 10580)	5,000 / 3,125 (22240 / 13900)
	5.8	Max. gradeability loaded / unloaded	%	27.1 (15.4)	20.1 (18.0)
	5.10	Service brake		Power assist disc	Power assist disc
Drive Line	7.1	Manufacturer / Type		GM / Vortec 4300LT	GM / Vortec 4300LT
	7.2	Rated output per SAE J1349	HP/kW @ rpm	93 / 69 @ 2400	93 / 69 @ 2400
	7.3	Rated speed	rpm	2,650	2,650
	7.4	No. of cylinders / displacement	cu. in.-Liters	6 / 262 - 4.3	6 / 262 - 4.3
8.2	Operating pressure for attachments	psi/bar	Adjustable	Adjustable	
8.4	Sound level, driver's ear	dB(A)	81	81	

GENESIS CGC40/50/55/60/70

Clark	Clark	Clark
CGC 55	CGC 60	CGC 70
LPG	LPG	LPG
Rider counterbalanced	Rider counterbalanced	Rider counterbalanced
12,000 (5500)	13,500 (6000)	15,500 (7000)
24 (600)	24 (600)	24 (600)
STD 18.4 (467) TSU 19.2 (488)	STD 18.9 (480) TSU 19.7 (500)	STD 18.9 (480) TSU 19.7 (500)
70.5 (1790)	75.0 (1905)	75.0 (1905)
16,881 (7657)	18,809 (8532)	20,859 (9462)
25,942 / 2,939 (11767 / 1333)	28,922 / 3,387 (13119 / 1536)	32,415 3,944 (14703 / 1789)
6,720 / 10,161 (3048 / 4609)	7,804 / 11,005 (3540 / 4992)	8,173 / 12,686 (3707 / 5754)
Cushion	Cushion	Cushion
22 x 12 x 16	22 x 14 x 16	22 x 14 x 16
22 x 7 x 16	22 x 8 x 16	22 x 8 x 16
2 x / 2	2 x / 2	2 x / 2
43.8 (1113)	44.8 (1138)	44.8 (1138)
43.0 (1093)	42.0 (1067)	42.0 (1067)
STD 8 / 9 TSU 5 / 6	STD 8 / 8 TSU 5 / 6	STD 8 / 8 TSU 5 / 6
STD 90.0 (2286) TSU 89.5 (2273)	STD 99 (2515) TSU 100 (2540)	STD 99 (2515) TSU 100 (2540)
STD 6.9 (175) TSU 57.0 (1448)	STD 8.5 (216) TSU 63.0 (1600)	STD 8.5 (216) TSU 63.0 (1600)
STD 112 (2845) TSU 169 (4293)	STD 117 (2972) TSU 174 (4420)	STD 117 (2972) TSU 174 (4420)
STD 160 (4064) TSU 217 (5512)	STD 165 (4191) TSU 222 (5639)	STD 165 (4191) TSU 222 (5639)
87.2 (2215)	91.0 (2311)	91.0 (2311)
45.25 (1150)	45.25 (1150)	45.25 (1150)
13.25 (337)	13.25 (337)	13.25 (337)
155.9 (3960)	160.3 (4072)	163.1 (4143)
STD 107.9 (2741) TSU 108.7 (2761)	STD 112.3 (2853) 113.1 (2873)	STD 115.1 (2923) TSU 115.9 (2943)
54.8 (1392)	58.8 (1494)	58.8 (494)
2.25 x 6 x 48 (57 x 152 x 1220)/IV	2.5 x 6 x 48 (65 x 150 x 1220)	2.5 x 6 x 48 (65 x 150 x 1220)
Hook Type	Hook Type	Hook Type
49 (1245)	55 (1397)	55 (1397)
3.8 (96)	3.8 (96)	3.8 (96)
6.1 (155)	6.1 (155)	6.1 (155)
STD 118.3 (3005) TSU 119.1 (3025)	STD 124.0 (3149) TSU 124.8 (3170)	STD 126.3 (3208) TSU 127.1 (3228)
99.9 (2537)	105.1 (2669)	107.4 (2728)
12.5	11.7	11.7
11.7 / 12.2 (18.8 / 19.6)	10.3 / 10.4 (16.5 / 16.5)	10.2 / 10.4 (16.3 / 16.6)
STD 76.1/111 (.39/.56) TSU 82/103 (.42/.52)	STD 61/83 (.31/.42) TSU 62/81 (.31/.41)	STD 60/83 (.30/.42) TSU 60/81 (.30/.41)
STD 77/89 (.39/.45) TSU 75/78 (.38/.40)	STD 80/69 (.40/.35) TSU 75/58 (.38/.30)	STD 80/69 (.40/.35) TSU 75/58 (.38/.30)
4,750 / 3,205 (21130 / 14255)	9,470 / 4,470 (42120 / 19885)	9,420 / 4,450 (41900 / 19795)
18.2 / 16.1	32.3 / 19.9	29.9 / 17.7
Power assist disc	Power assist disc	Power assist disc
GM / Vortec 4300LT	GM / Vortec 4300LT	GM / Vortec 4300LT
93 / 69 @ 2400	93 / 69 @ 2400	93 / 69 @ 2400
2,650	2,650	2,650
6 / 262 - 4.3	6 / 262 - 4.3	6 / 262 - 4.3
Adjustable	Adjustable	Adjustable
81	81	81



& Don't Forget... **Safety Starts With You!**

Before operating a lift truck, an operator must:

- Be trained and authorized
- Read and understand operator's manual
- Not operate a faulty lift truck
- Not repair a lift truck unless trained and authorized
- Have the overhead guard and load backrest extension in place
- Perform daily inspections

During operation, a lift truck operator must:

- Wear a seat belt
- Keep entire body inside truck cab
- Never carry passengers or lift people
- Keep truck away from people and obstructions
- Travel with lift mechanism as low as possible and tilted back
- Allow safe stopping distance and come to a complete stop before leaving operator compartment

To park a lift truck, an operator must:

- Completely lower forks or attachments
- Shift into neutral
- Turn key off
- Set parking brake

BUILT TO LAST.®



CLARK MATERIAL HANDLING COMPANY

ООО «МНС»
Россия, 197349
Санкт-Петербург, ул. Автобусная, д.7, лит. Б
Тел. +7 (812) 324 65 60, +7 (812) 320 71 19
Факс +7 (812) 303 15 30
email: clark@mhc-co.com
<http://www.кларк.рф>